

NEW YORK LOTTERY  
**2000-01**  
ANNUAL REPORT  
FISCAL YEAR ENDING MARCH 31, 2001



[www.nylottery.org](http://www.nylottery.org)

# Providing More Educational Opportunities

In addition to the revenues contributed to New York State Aid to Education, the Lottery sponsors a number of programs and special events that encourage academic excellence, recognize outstanding educators and highlight the benefits of healthy competition.




LOT Scholarship recipients from Capital/Adirondack region

## Leaders of Tomorrow

The Leaders of Tomorrow Scholarship program is the Lottery's largest education initiative. The program offers a \$4,000 college scholarship paid in \$1,000 annual increments to one graduating senior from every high school in New York State. The scholarship may be applied towards the cost of attendance at any New York accredited college, university, trade school or community college. For a complete list of 2001 scholarship recipients, visit [www.nylottery.org](http://www.nylottery.org).

## Educator of the Week

The New York Lottery Educator of the Week program publicly recognizes the accomplishments of the State's outstanding teachers and administrators. The Lottery partners with TV stations statewide to broadcast the winning efforts of the educators right in their own communities. For a complete list of New York Lottery Educator of the Week TV stations, visit [www.nylottery.org](http://www.nylottery.org).



The New York Lottery is the major sponsor of the Empire State Games, which is the largest amateur athletic competition in the country. The Games embody Governor George Pataki's belief that learning doesn't take place solely in the classroom, but in gyms and on athletic fields as well. The Games promote the values of hard work, competition and fair play.

## The Education Bus

The Lottery Education Bus is a mobile display that travels across New York, going to schools and community events, offering kids of all ages a fun, inviting way to learn about our State's past, present and future. The interactive displays on board the Education Bus celebrate the people and places that make New York the Empire State. Past exhibits include a tribute to Theodore Roosevelt and a celebration of the 175th anniversary of the Erie Canal. The current display explores New York's role in the Revolutionary War.



New York and the Revolutionary War; the Birth of the United States

## WINTER ACHIEVERS

The New York Lottery Winter Achievers Program, co-sponsored by the Goodwill Games, challenges New York's 6th through 8th grade students to write an essay to showcase their personal experiences and achievements as young participants in sports. The program highlights the positive impact that sports has on the lives of New York's young people. For a complete list of 2001 Winter Achievers, visit [www.nylottery.org](http://www.nylottery.org).



2001 Winter Achievers

## Education Wins!

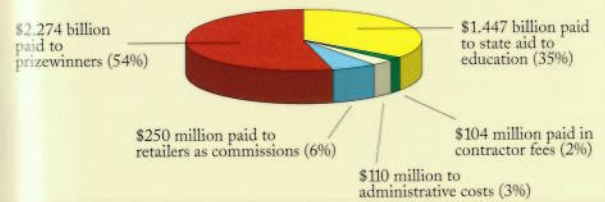
The New York Lottery's *Education Wins!* program complements Governor George Pataki's New York Wired initiative. The *Education Wins!* program helps ensure that every New York school is equipped with state-of-the-art computer equipment to help our children succeed in the 21st century. The Lottery conducts special *Education Wins!* drawings throughout the year at community events as well as press events for Lottery winners of \$1 million or more.



# Investing In The Future

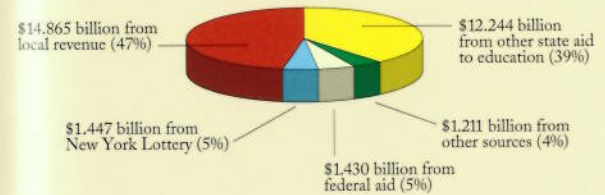
## Where do New York Lottery sales go?

Fiscal Year 2000-01



## Where do schools get their money?

Fiscal Year 2000-01



# How Much Did Your County Receive?

Fiscal Year 2000-01

COUNTY	LOTTERY AID	COUNTY	LOTTERY AID
ALBANY COUNTY	\$16,193,644.82	NIAGARA COUNTY	\$21,668,315.73
ALLEGANY COUNTY	\$6,183,421.04	ONEIDA COUNTY	\$24,932,723.76
BROOME COUNTY	\$21,018,710.74	ONONDAGA COUNTY	\$45,917,205.44
CATTARAUGUS COUNTY	\$11,888,238.39	ONTARIO COUNTY	\$10,190,622.99
CAYUGA COUNTY	\$8,312,226.82	ORANGE COUNTY	\$33,804,741.33
CHAUTAUQUA COUNTY	\$16,387,211.82	ORLEANS COUNTY	\$6,027,233.79
CHEMUNG COUNTY	\$9,726,888.88	OSWEGO COUNTY	\$14,721,412.45
CHENANGO COUNTY	\$7,567,078.74	OTSEGO COUNTY	\$6,123,376.44
CLINTON COUNTY	\$8,599,963.38	PUTNAM COUNTY	\$4,348,165.31
COLUMBIA COUNTY	\$3,989,862.10	RENSSELAER COUNTY	\$13,798,729.43
CORTLAND COUNTY	\$5,450,324.22	ROCKLAND COUNTY	\$9,519,731.95
DELAWARE COUNTY	\$3,817,651.00	SAINT LAWRENCE COUNTY	\$13,002,190.41
DUTCHESS COUNTY	\$18,730,745.87	SARATOGA COUNTY	\$18,170,770.87
ERIE COUNTY	\$78,638,221.52	SCHENECTADY COUNTY	\$11,709,573.17
ESSEX COUNTY	\$1,491,039.27	SCHOHARIE COUNTY	\$3,359,782.24
FRANKLIN COUNTY	\$5,541,132.78	SCHUYLER COUNTY	\$1,793,910.38
FULTON COUNTY	\$6,525,548.46	SENECA COUNTY	\$3,460,411.45
GENESEE COUNTY	\$7,537,918.95	STEBEN COUNTY	\$13,057,995.28
GREENE COUNTY	\$3,087,573.84	SUFFOLK COUNTY	\$96,072,978.00
HAMILTON COUNTY	\$10,335.00	SULLIVAN COUNTY	\$4,460,333.00
HERKIMER COUNTY	\$7,953,325.13	TIOGA COUNTY	\$7,127,503.92
JEFFERSON COUNTY	\$12,673,833.02	TOMPKINS COUNTY	\$6,721,061.59
LEWIS COUNTY	\$3,405,071.41	ULSTER COUNTY	\$12,219,818.05
LIVINGSTON COUNTY	\$6,783,803.73	WARREN COUNTY	\$4,618,280.52
MADISON COUNTY	\$8,122,174.30	WASHINGTON COUNTY	\$7,088,425.60
MONROE COUNTY	\$66,983,546.35	WAYNE COUNTY	\$12,266,855.93
MONTGOMERY COUNTY	\$5,547,131.12	WESTCHESTER COUNTY	\$26,029,754.28
NASSAU COUNTY	\$45,648,963.89	WYOMING COUNTY	\$4,076,735.59
NEW YORK CITY*	\$557,301,354.06	YATES COUNTY	\$1,572,417.59

The above amounts are based on the New York State Education Department's Division of Aid to Localities for Education from the State Lottery Fund as stated in the New York State Budget. For a complete listing contact the Lottery Press & Community Relations office at 518-388-3415. \*Includes Bronx, Queens, Kings, New York and Richmond Counties.



New York State Governor  
George E. Pataki

To date in 2001, the New York Lottery has contributed more than \$20 billion to support education in New York State.

That's \$20 billion in revenue used to support local school districts. That's \$20 billion that was raised and systematically disbursed to communities across the State without impacting local taxes, programs or services. That's \$20 billion produced and contributed by a single entity whose sole mission since its inception has been and continues to be: To raise revenue to support primary and secondary education in New York State. That's the New York Lottery.

Less than three cents of every dollar earned by the Lottery is expended on administrative costs and less than two cents is spent on contractor fees, making the New York Lottery one of the most cost-effective operations of its kind in the world. Likewise, 54 cents of every dollar is returned to Lottery players in cash prizes and six cents is returned to Lottery retailers as commissions, which last year totaled more than \$250 million.

The Lottery contributes the remaining 35 cents of every dollar spent on a New York Lottery game to the State Aid to Education Fund. Last year alone, revenue from Lottery games totaled more than \$1.4 billion. ***That \$1.4 billion exceeds the amount New York received in federal aid*** and is actually more than the amount the State received from other combined sources. No other state-run Lottery has ever succeeded in raising this much revenue for the benefit of a single cause.

We can all be proud of the Lottery's continued record of operational efficiency. Through expert guidance and sound business practices and procedures, I believe the Lottery will continue to succeed in its mission to help enhance the future of New York's most valuable asset, our children.

*George E. Pataki*



New York Lottery Director  
Margaret R. DeFrancisco

The sole mission of the New York Lottery is to raise revenue to support education in New York State. Our commitment to this mission is more visible now than at any other time in our history. From being the sole funding source for the Leaders of Tomorrow (LOT) scholarship program to publicly recognizing New York's outstanding educators, the New York Lottery is living up to its commitment to help better prepare all of our children for the challenges of the 21st century.

Please take a few minutes to review all of the education-based initiatives the Lottery is involved with year-round. We've also included some information to help answer the two most commonly asked questions we hear from people statewide who are curious to know how the Lottery disburses the money it earns from the sale of Lottery tickets, and how Lottery revenue is distributed to school districts across the State.

If you still have questions, I invite you to visit [www.nylottery.org](http://www.nylottery.org) or call us at 518-388-3415 for more information on the Lottery and what we're doing to help educate New York's Leaders of Tomorrow.

*Margaret R. DeFrancisco*

# New York Lottery Financial Summary

## Statements of Revenue and Expenses

Years ended March 31, 2001 and 2000  
(\$ in thousands)

<b>Income from Operations</b>	<b>2001</b>	<b>2000</b>
Ticket sales	4,185,330	3,629,258
Prize expenses	(2,273,582)	(1,848,929)
Retailer commissions	(250,157)	(217,429)
Contractor fees	(104,810)	(89,834)
Instant ticket printing expense	(12,373)	(9,215)
Gross profit on ticket sales	1,544,408	1,463,851
Administrative expenses	(98,598)	(99,946)
Income from operations	<u>1,445,810</u>	<u>1,363,905</u>
Non-operating income:		
Investment income	219,081	44,057
Other revenue, net	1,089	1,238
Investment expense	(209,363)	(33,470)
Indirect prize expense	(9,718)	(10,587)
Total non-operating income	<u>1,089</u>	<u>1,238</u>
Net income and required allocation to education	<u>1,446,899</u>	<u>1,365,143</u>

## Statements of Assets and Liabilities

Years ended March 31, 2001 and 2000  
(\$ in thousands)

<b>Assets</b>	<b>2001</b>	<b>2000</b>
Current assets:		
Cash and equivalents	182,873	154,426
Accounts receivable, net	211,859	163,031
Investments	213,394	207,298
Instant game ticket inventory	5,089	4,275
Total current assets	<u>613,215</u>	<u>529,030</u>
Long-term investments	1,502,833	1,472,361
Equipment and leasehold improvements, net of accumulated depreciation and amortization	<u>230</u>	<u>689</u>
Total assets	<u>2,116,278</u>	<u>2,002,080</u>
<b>Liabilities</b>		
Current liabilities:		
Prizes payable	212,445	208,929
Unclaimed and future prizes	383,930	301,204
Due to education	115,582	61,680
Due to administration	11,656	8,559
Deferred revenue	8,193	10,309
Other payables and liabilities	27,969	14,905
Total current liabilities	<u>759,775</u>	<u>605,586</u>
Long-term prizes payable	1,356,503	1,396,494
Commitments and contingencies		
Total liabilities	<u>2,116,278</u>	<u>2,002,080</u>

The New York Lottery's financial statements are audited by KPMG, LLP



Questions or comments, please write to the Lottery's main office:  
New York Lottery,

One Broadway Center, PO Box 7500, Schenectady, NY 12301-7500  
518-388-3300 or visit us at [www.nylottery.org](http://www.nylottery.org)

©2001 New York Lottery. You must be 18 years or older to play Lottery games.